

Wednesday 18th January 2023 – Year 1 Home Learning

Good morning Year 1!

I hope that you are all doing okay - myself and Miss Gully can't wait to see you back at school soon.

Today's date is Wednesday 18th January. Yesterday was Tuesday and tomorrow will be Thursday.

We are starting a very interesting class topic this week; we will be learning all about animals at the zoo! I have posted some activities both on Seesaw and below to help introduce you to this new topic – I have provided a selection for you to choose from and engage with at home (either by hand or online). If you can't remember your Seesaw login then please ask your adults to email me at: p.dix@grandsvaux.sch.je.

I know that some of you already know lots about different types of zoo animal so I can't wait to see your responses to the activities!

I hope you all have a lovely day today and I shall leave you with an interesting animal fact...

Did you know that a snail can sleep for up to three years? That's a very long time, isn't it?


Take care,

Miss Dix

Reading Activity: 'The Zoo Vet'

Attached below is an e-book all about zoo animals! This story is called, 'The Zoo Vet'. If you would like to hear this story read aloud by Miss Dix then log onto your Seesaw account!

Here are some key questions to think about whilst reading this story with an adult - what do you think this story will be about and why do you think this? What are the key events of the story? How does it end? What does a vet do? Why are they important? Have you ever been poorly before or had to look after somebody that was poorly? What did you do to help them?



Creative Activity: Making Animal Puppets based on 'The Zoo Vet' story

After reading the story, 'The Zoo Vet', can you make your own stick puppets for some of the animals in the story? You might want to draw, paint or even craft these! Think about some of the materials that you may have around the house, such as paper plates, cardboard, string etc and see how you can use these in a creative way. Once you have made your puppets, can you use these to retell parts of the story of 'The Zoo Vet' to an adult or sibling in your own words?

Please find some animal puppet examples attached for inspiration:















Phonics Activity: Recapping the 'st' blend

For today's lesson, we will be recapping one of our Phase 4 clusters and blends!








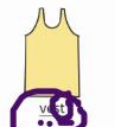
Warm Up Activity: Spot the odd one out!

Here are some lines of rhyming words. Rhyming words are two or more words that have the same or similar ending sound. Some examples of rhyming words are: goat, boat, moat, float. When you are figuring out if two words rhyme, listen carefully as you say the words. If they sound the same or similar at the end, they rhyme. Can you circle the odd word out in each line?

jug 	cat 	rug 	slug 
cat 	rat 	dog 	mat 
slug 	hen 	pen 	ten 

Teach Phase: I can say the 'st' blend.

Today we are going to be recapping the 'st' blend in our Phase 4 sounds. Login to Seesaw to hear how we pronounce this blend. Let's take a look at some words that have the 'st' blend at the beginning and the end of them! Can you sound each one out?

At the beginning of words	At the end of words
 starfish  stadium	 nest  rest
 stencil  star	 first  vest

Apply Phase 1: I can apply my sounds and sight words to read a sentence.

Can you read the captions here and draw a picture to match each sentence?

Phase 4 Caption Card Read and Draw

Read the captions and draw pictures to illustrate them.

a black vest

a sleeping skunk

My Phase 4 Sound Mat

st  starfish	nd  hand	mp  lamp	nt  tent	nk  ink	ft  gift	sk  skunk	lt  belt
lp  help	lf  shelf	lk  milk	pt  script	xt  text	tr  tree	dr  drawing	gr  grandpa
cr  crab	br  brush	fr  frog	bl  blackberry	fl  flag	gl  glasses	pl  plane	cl  clown

Phonics Activity Continued: Recapping the 'st' blend

Apply Phase 2: I can apply my sounds and sight words to write a sentence.

Can you use your sounds and sight words to write your own sentences/captions for the pictures shown? Think carefully about your sounds here and try and 'stretch out' each word to hear each individual sound.

Can you use your sounds and sight words to write some sentences for the picture shown?

Think carefully about your sounds here and try and 'stretch out' each word to hear each individual sound.



Apply Phase 2: I can apply my sounds and sight words to write a sentence.





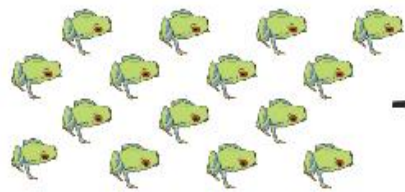



Maths Activity: Subtracting Amounts Using a Number Line


Today, we are going to be looking at how to subtract amounts, using a number line this time. Remember, subtraction is where we take one amount from a larger amount; this means we are left with less than we had before.


Look at the subtraction questions shown. Can you answer the subtraction questions, using the number line to help you? Can you then check your answer by drawing ten frames and using counters/objects in these to subtract one amount from another? Challenge: can you think of two of your own subtraction questions and answer these?





 - 5 =


 - 7 =


 - 12 =

 - 4 =

 - 14 =

 - 5 =

 - 5 =

 - 3 =



Physical Activity: Let's Dance Like an Animal!

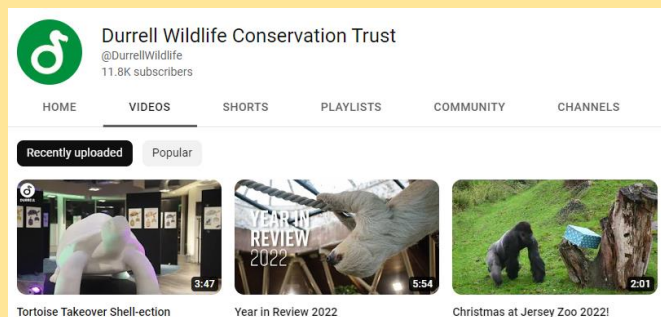
Activity 1: Let's dance like some animals! Choose some of the challenges below and see if you can do them! Can you take a photo/video of you doing each physical challenge?



Activity 2: Next, try out these animals moves at home! https://www.youtube.com/watch?v=HpOe8Ingp_o

Science Activity: Durrell Zoo Feeding Time Videos

It's time to explore Jersey's zoo from the comfort of your home! Click on the link below to see some videos of the animals living in their habitats and enjoying some tasty treats during their feeding times: www.youtube.com/DURRELLvideos/videos. After watching these videos, can you draw a picture/write a sentence telling me about your favourite animal and its habitat? What does your animal like to eat? Where do they come from in the world? Have you learnt any special facts about them? I can't wait to hear what you have found out!



Role-play Activity: Looking After Your 'Pet' at Home

After reading our class story, 'The Zoo Vet', I would like you to find a special animal/toy and take care of it for the day, just like the zoo vet would with his animals. Think about what you could do to care for it; you might want to feed your toy, put a plaster/bandage on it, give it some medicine, build it an animal den to rest in or give it lots of cuddles! Make sure you take some photos of how you have cared for your animal toy. You are such a caring class, I know you will do a great job!

